




# HARRIS COUNTY FELONY PRETRIAL DETENTION REPORT

BROUGHT TO YOU BY THE TEXAS CRIMINAL JUSTICE COALITION AND THE TEXAS ORGANIZING PROJECT

ON AN AVERAGE NIGHT LAST WEEK, **4,033** PEOPLE WERE LOCKED IN A CAGE AT THE HARRIS COUNTY JAIL BECAUSE THEY COULDN'T AFFORD MONEY BAIL, EVEN THOUGH IT IS ILLEGAL TO JAIL PEOPLE SOLELY BECAUSE THEY ARE POOR. THIS REPORT USES JAIL POPULATION DATA PROVIDED BY HARRIS COUNTY TO COMPARE THE PRETRIAL DETENTION NUMBERS OF HARRIS COUNTY'S FELONY JUDGES.

## DISTRICT COURTS BY HIGHEST PRETRIAL DETENTION POPULATION

MARCH 29, 2020 - APRIL 4, 2020

<b>#1: JUDGE GEORGE POWELL</b>	<b>#2: JUDGE CHUCK SILVERMAN</b>	<b>#3: JUDGE HAZEL JONES</b>
 <p><b>233</b> PEOPLE DETAINED PER NIGHT BASED ON INABILITY TO PAY</p> <p>Judge George Powell 351ST DISTRICT COURT</p>	 <p><b>231</b> PEOPLE DETAINED PER NIGHT BASED ON INABILITY TO PAY</p> <p>183RD DISTRICT COURT</p>	 <p><b>219</b> PEOPLE DETAINED PER NIGHT BASED ON INABILITY TO PAY</p> <p>174TH DISTRICT COURT</p>

<u>RANK</u>	<u>COURT</u>	<u>JUDGE</u>	<u>DAILY AVERAGE NUMBER OF PEOPLE DETAINED PRETRIAL</u>
4.	338TH	RAMONA FRANKLIN	219
5.	185TH	JASON LUONG	215
6.	179TH	RANDY ROLL	212
7.	339TH	JESSE MCCLURE	210
8.	337TH	HERB RITCHIE	200
9.	176TH	NIKITA HARMON	194
10.	262ND	LORI CHAMBERS GRAY	187
11.	178TH	KELLI JOHNSON	183
12.	208TH	GREG GLASS	183
13.	263RD	AMY MARTIN	177
14.	182ND	DANILO LACAYO	174
15.	230TH	CHRIS MORTON	168
16.	248TH	HILARY UNGER	162
17.	209TH	BRIAN WARREN	160
18.	232ND	JOSH HILL	159
19.	177TH	ROBERT JOHNSON	154
20.	180TH	DASEAN JONES	138
21.	184TH	ABIGAIL ANASTASIO	134
22.	228TH	FRANK AGUILAR	121

Harris County taxpayers spent over **\$2.1 MILLION** on illegal pretrial detention this week. That's close to twice the \$1.3 million Harris County taxpayers spend every week on public health services, the public library, and pollution control **COMBINED**.