




# HARRIS COUNTY FELONY PRETRIAL DETENTION REPORT

BROUGHT TO YOU BY THE TEXAS CRIMINAL JUSTICE COALITION AND THE TEXAS ORGANIZING PROJECT

ON AN AVERAGE NIGHT LAST WEEK, **4,269** PEOPLE WERE LOCKED IN A CAGE AT THE HARRIS COUNTY JAIL BECAUSE THEY COULDN'T AFFORD MONEY BAIL, EVEN THOUGH IT IS ILLEGAL TO JAIL PEOPLE SOLELY BECAUSE THEY ARE POOR. THIS REPORT USES JAIL POPULATION DATA PROVIDED BY HARRIS COUNTY TO COMPARE THE PRETRIAL DETENTION NUMBERS OF HARRIS COUNTY'S FELONY JUDGES.

## DISTRICT COURTS BY HIGHEST PRETRIAL DETENTION POPULATION MARCH 15, 2020 - MARCH 21, 2020

#1: JUDGE JASON LUONG	#2: JUDGE GEORGE POWELL	#3: JUDGE HAZEL JONES
 <p><b>244</b> PEOPLE DETAINED PER NIGHT BASED ON INABILITY TO PAY</p> <p>185TH DISTRICT COURT</p>	 <p><b>242</b> PEOPLE DETAINED PER NIGHT BASED ON INABILITY TO PAY</p> <p>351ST DISTRICT COURT</p>	 <p><b>234</b> PEOPLE DETAINED PER NIGHT BASED ON INABILITY TO PAY</p> <p>174TH DISTRICT COURT</p>

<u>RANK</u>	<u>COURT</u>	<u>JUDGE</u>	<u>DAILY AVERAGE NUMBER OF PEOPLE DETAINED PRETRIAL</u>
4.	183RD	CHUCK SILVERMAN	234
5.	179TH	RANDY ROLL	222
6.	338TH	RAMONA FRANKLIN	220
7.	339TH	JESSE MCCLURE	220
8.	262ND	LORI CHAMBERS GRAY	204
9.	337TH	HERB RITCHIE	203
10.	208TH	GREG GLASS	202
11.	263RD	AMY MARTIN	196
12.	182ND	DANILO LACAYO	194
13.	176TH	NIKITA HARMON	190
14.	178TH	KELLI JOHNSON	190
15.	248TH	HILARY UNGER	179
16.	230TH	CHRIS MORTON	172
17.	232ND	JOSH HILL	162
18.	177TH	ROBERT JOHNSON	159
19.	184TH	ABAGAIL ANASTASIO	159
20.	209TH	BRIAN WARREN	156
21.	180TH	DASEAN JONES	145
22.	228TH	FRANK AGUILAR	142

Harris County taxpayers spent over **\$2.2 MILLION** on illegal pretrial detention this week. That's close to twice the \$1.3 million Harris County taxpayers spend every week on public health services, the public library, and pollution control **COMBINED**.