




# HARRIS COUNTY FELONY PRETRIAL DETENTION REPORT

BROUGHT TO YOU BY THE TEXAS CENTER FOR JUSTICE & EQUITY AND THE TEXAS ORGANIZING PROJECT

ON AN AVERAGE NIGHT LAST WEEK **6,518** PEOPLE WERE LOCKED IN A CAGE AT THE HARRIS COUNTY JAIL BECAUSE THEY COULDN'T AFFORD MONEY BAIL, EVEN THOUGH IT IS ILLEGAL TO JAIL PEOPLE SOLELY BECAUSE THEY ARE POOR. THIS REPORT USES JAIL POPULATION DATA PROVIDED BY HARRIS COUNTY TO COMPARE THE PRETRIAL DETENTION NUMBERS OF HARRIS COUNTY'S FELONY JUDGES.

## DISTRICT COURTS BY HIGHEST PRETRIAL DETENTION POPULATION AUGUST 21, 2022 - AUGUST 27, 2022

#1: JUDGE RAMONA FRANKLIN	#2: JUDGE HAZEL B. JONES	#3: JUDGE NIKITA HARMON
 <p><b>484</b> PEOPLE DETAINED PER NIGHT BASED ON INABILITY TO PAY</p> <p>338TH DISTRICT COURT</p>	 <p><b>410</b> PEOPLE DETAINED PER NIGHT BASED ON INABILITY TO PAY</p> <p>174TH DISTRICT COURT</p>	 <p><b>367</b> PEOPLE DETAINED PER NIGHT BASED ON INABILITY TO PAY</p> <p>176TH DISTRICT COURT</p>

RANK	COURT	JUDGE	DAILY AVERAGE NUMBER OF PEOPLE DETAINED PRETRIAL
4.	262ND	LORI CHAMBERS GRAY	363
5.	178TH	KELLI JOHNSON	316
6.	208TH	GREG GLASS	315
7.	183RD	CHUCK SILVERMAN	305
8.	177TH	ROBERT JOHNSON	285
9.	248TH	HILARY UNGER	277
10.	185TH	JASON LUONG	269
11.	263RD	AMY MARTIN	262
12.	482ND	MARITZA ANTU	259
13.	184TH	ABIGAIL ANASTASIO	251
14.	232ND	JOSH HILL	246
15.	180TH	DASEAN JONES	242
16.	182ND	DANILO LACAYO	240
17.	179TH	ANA MARTINEZ	235
18.	230TH	CHRIS MORTON	232
19.	209TH	BRIAN E. WARREN	229
20.	339TH	TE'IVA J. BELL	225
21.	228TH	FRANK AGUILAR	215
22.	337TH	COLLEEN GAIDO	197
23.	351ST	NATALIA "NATA" CORNELIO	196
-	RIC	BROCK THOMAS	99

Harris County taxpayers spent over **\$3.9 MILLION** on illegal pretrial detention this week.

That's over TWICE the amount Harris County taxpayers spend every week on public health services, the public library, and pollution control **COMBINED.**