




# HARRIS COUNTY FELONY PRETRIAL DETENTION REPORT

BROUGHT TO YOU BY THE TEXAS CENTER FOR JUSTICE & EQUITY AND THE TEXAS ORGANIZING PROJECT

ON AN AVERAGE NIGHT LAST WEEK **5,959** PEOPLE WERE LOCKED IN A CAGE AT THE HARRIS COUNTY JAIL BECAUSE THEY COULDN'T AFFORD MONEY BAIL, EVEN THOUGH IT IS ILLEGAL TO JAIL PEOPLE SOLELY BECAUSE THEY ARE POOR. THIS REPORT USES JAIL POPULATION DATA PROVIDED BY HARRIS COUNTY TO COMPARE THE PRETRIAL DETENTION NUMBERS OF HARRIS COUNTY'S FELONY JUDGES.

## DISTRICT COURTS BY HIGHEST PRETRIAL DETENTION POPULATION JANUARY 16, 2022 - JANUARY 22, 2022

#1: JUDGE RAMONA FRANKLIN	#2: JUDGE HAZEL B. JONES	#3: JUDGE NIKITA HARMON
 <p><b>511</b> PEOPLE DETAINED PER NIGHT BASED ON INABILITY TO PAY</p> <p>338TH DISTRICT COURT</p>	 <p><b>395</b> PEOPLE DETAINED PER NIGHT BASED ON INABILITY TO PAY</p> <p>174TH DISTRICT COURT</p>	 <p><b>340</b> PEOPLE DETAINED PER NIGHT BASED ON INABILITY TO PAY</p> <p>176TH DISTRICT COURT</p>

RANK	COURT	JUDGE	DAILY AVERAGE NUMBER OF PEOPLE DETAINED PRETRIAL
4.	262ND	LORI CHAMBERS GRAY	336
5.	208TH	GREG GLASS	311
6.	178TH	KELLI JOHNSON	285
7.	185TH	JASON LUONG	272
8.	183RD	CHUCK SILVERMAN	262
9.	177TH	ROBERT JOHNSON	250
10.	248TH	HILARY UNGER	249
11.	230TH	CHRIS MORTON	236
12.	182ND	DANILO LACAYO	234
13.	209TH	BRIAN E. WARREN	233
14.	337TH	COLLEEN GAIDO	224
15.	263RD	AMY MARTIN	223
16.	180TH	DASEAN JONES	222
17.	184TH	ABIGAIL ANASTASIO	211
18.	482ND	MARITZA ANTU	208
19.	179TH	ANA MARTINEZ	193
20.	232ND	JOSH HILL	193
21.	228TH	FRANK AGUILAR	177
22.	339TH	TE'IVA J. BELL	150
23.	351ST	NATALIA "NATA" CORNELIO	144
-	RIC	BROCK THOMAS	99

Harris County taxpayers spent over **\$3.1 MILLION** on illegal pretrial detention this week.

That's over TWICE the amount Harris County taxpayers spend every week on public health services, the public library, and pollution control **COMBINED.**