




HARRIS COUNTY FELONY PRETRIAL DETENTION REPORT

BROUGHT TO YOU BY THE TEXAS CRIMINAL JUSTICE COALITION AND THE TEXAS ORGANIZING PROJECT

ON AN AVERAGE NIGHT LAST WEEK, **4,478** PEOPLE WERE LOCKED IN A CAGE AT THE HARRIS COUNTY JAIL BECAUSE THEY COULDN'T AFFORD MONEY BAIL, EVEN THOUGH IT IS ILLEGAL TO JAIL PEOPLE SOLELY BECAUSE THEY ARE POOR. THIS REPORT USES JAIL POPULATION DATA PROVIDED BY HARRIS COUNTY TO COMPARE THE PRETRIAL DETENTION NUMBERS OF HARRIS COUNTY'S FELONY JUDGES.

DISTRICT COURTS BY HIGHEST PRETRIAL DETENTION POPULATION JANUARY 19, 2020 - JANUARY 25, 2020

#1: JUDGE GEORGE POWELL	#2: JUDGE HAZEL JONES	#3: JUDGE JESSE MCCLURE
 <p>251 PEOPLE DETAINED PER NIGHT BASED ON INABILITY TO PAY</p> <p>351ST DISTRICT COURT</p>	 <p>248 PEOPLE DETAINED PER NIGHT BASED ON INABILITY TO PAY</p> <p>174TH DISTRICT COURT</p>	 <p>242 PEOPLE DETAINED PER NIGHT BASED ON INABILITY TO PAY</p> <p>339TH DISTRICT COURT</p>

<u>RANK</u>	<u>COURT</u>	<u>JUDGE</u>	<u>DAILY AVERAGE NUMBER OF PEOPLE DETAINED PRETRIAL</u>
4.	338TH	RAMONA FRANKLIN	241
5.	185TH	JASON LUONG	229
6.	183RD	CHUCK SILVERMAN	225
7.	337TH	HERB RITCHIE	218
8.	262ND	LORI CHAMBERS GRAY	214
9.	179TH	RANDY ROLL	211
10.	176TH	NIKITA HARMON	209
11.	182ND	DANILO LACAYO	208
12.	263RD	AMY MARTIN	203
13.	184TH	ABIGAIL ANASTASIO	199
14.	208TH	GREG GLASS	195
15.	232ND	JOSH HILL	191
16.	230TH	CHRIS MORTON	190
17.	248TH	HILARY UNGER	188
18.	178TH	KELLI JOHNSON	175
19.	177TH	ROBERT JOHNSON	173
20.	209TH	BRIAN WARREN	171
21.	228TH	FRANK AGUILAR	149
22.	180TH	DASEAN JONES	148

Harris County taxpayers spent over **\$2.3 MILLION** on illegal pretrial detention this week. That's close to twice the \$1.3 million Harris County taxpayers spend every week on public health services, the public library, and pollution control **COMBINED**.